







► GOODYEAR TRUCK TIRE APPLICATION MAP

www.goodyear.com

| | LONG HAUL | REGIONAL HAUL | MIXED SERVICE | OFF ROAD | MUNICIPAL | WINTER |
|---------|---|--|---|---|---|---|
| |  |  |  |  |  |  |
| | MARATHON | REGIONAL | OMNITRAC | OFFROAD | METRO | ULTRA GRIP |
| Steer | LHS | RHS 19.5 RHS | MSS | MSS | | |
| | LHS LR8 LHS 65, 55 and 50 series | RHS 17.5 G293 | MSS 75 and 90 series | MSS 75 and 90 series | MCS* | WTS |
| Drive | LHD+ | RHD | | ORD | | |
| | LHD 495/45R22.5 | RHD 19.5 RHD 17.5 | MSD | ORD 14.00R20 ORD 90 series | MCD | WTD |
| Trailer | LHT 435/50R19.5 LHT 65 and 55 series | RHT | | | | |
| | LHT 455/40R22.5 LHT (lpt) | RHT (lpt) | MST | MST | | |

GOODYEAR
 ▼
 BECAUSE NOT ALL TIRES¹
 ARE THE SAME _